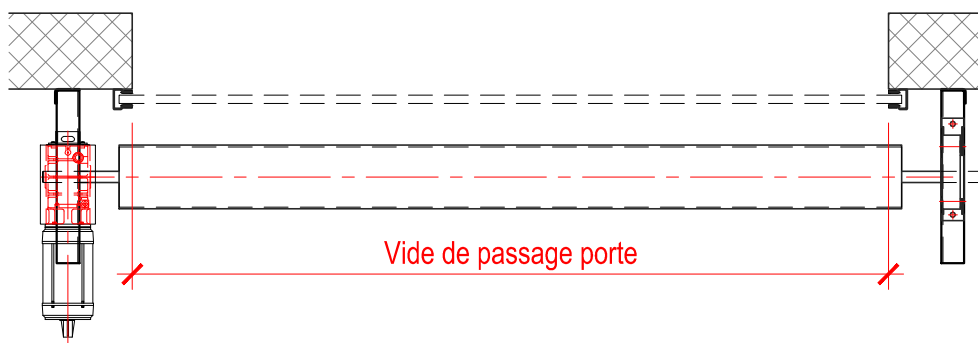
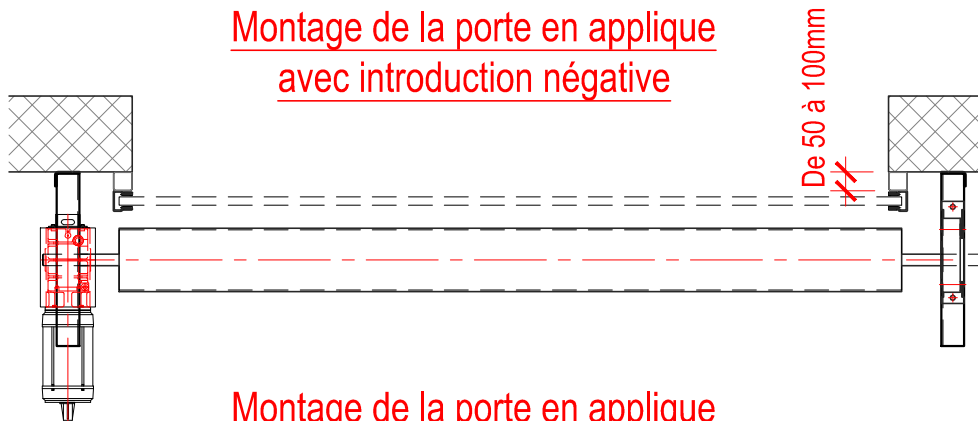



Montage de la porte en applique normal



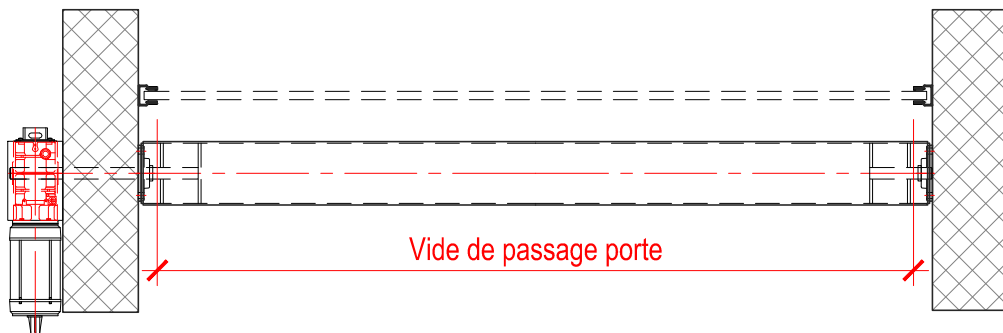
Montage de la porte en applique avec introduction négative



Montage de la porte en applique d'un côté et entre mur de l'autre



Montage de la porte entre mur et moteur déporté



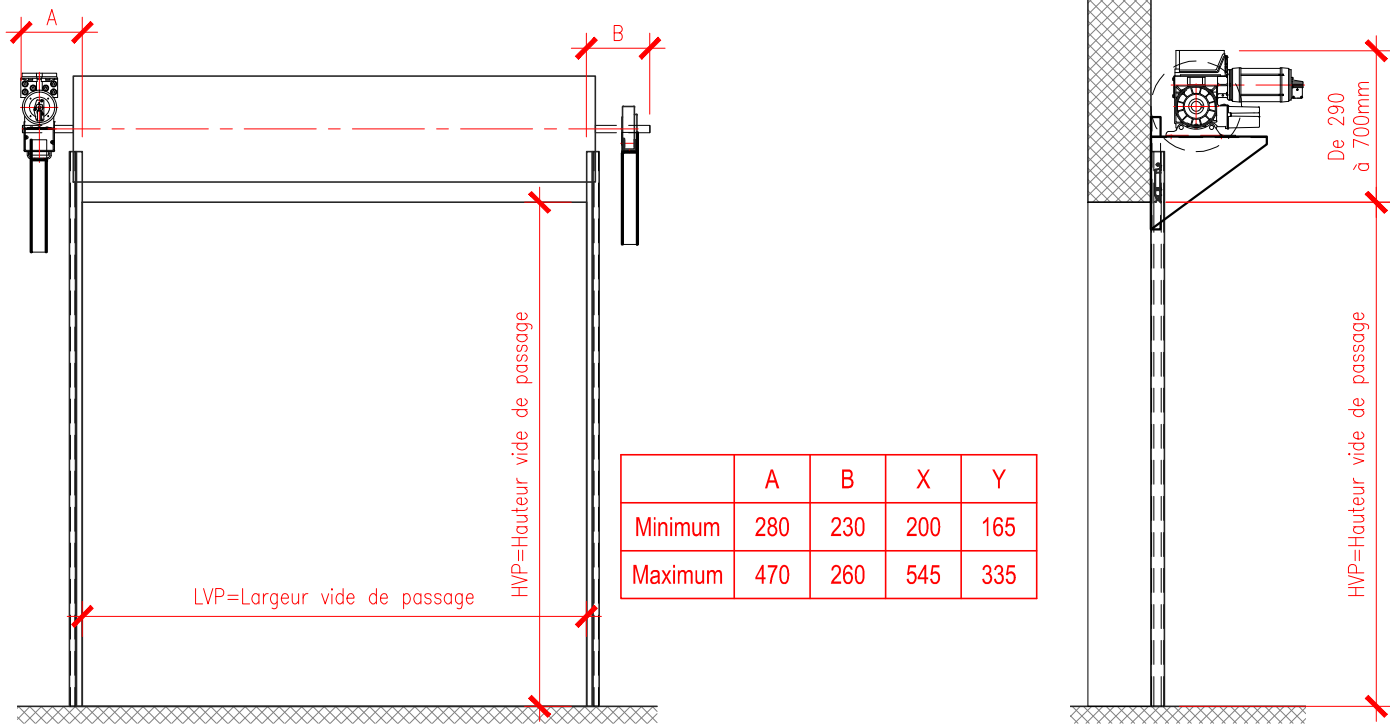
Détail technique

N°: 00-02-99-DT002-F Date: 27.10.2010 Ech:

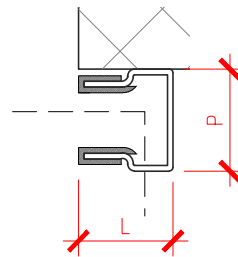
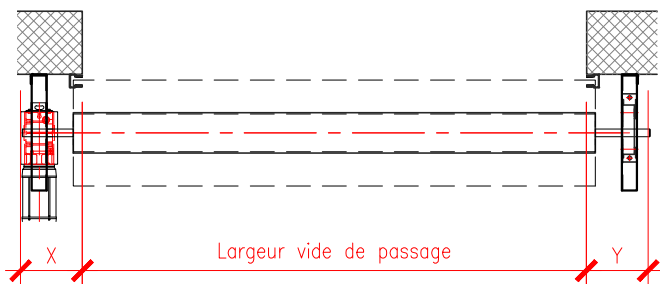
Désignation: Variantes de pose

Type d'installation: Rideau métallique sur consoles, types, 1.1620, 1.95 R, 1.100 R, 1.100 D, Iso Plus

RIEDER Systems SA - Route du Verney 13 - 1070 Puidoux - Tel. 0848 848 650 - Fax 0848 848 651
www.riedersystems.ch - info@riedersystems.ch



	A	B	X	Y
Minimum	280	230	200	165
Maximum	470	260	545	335



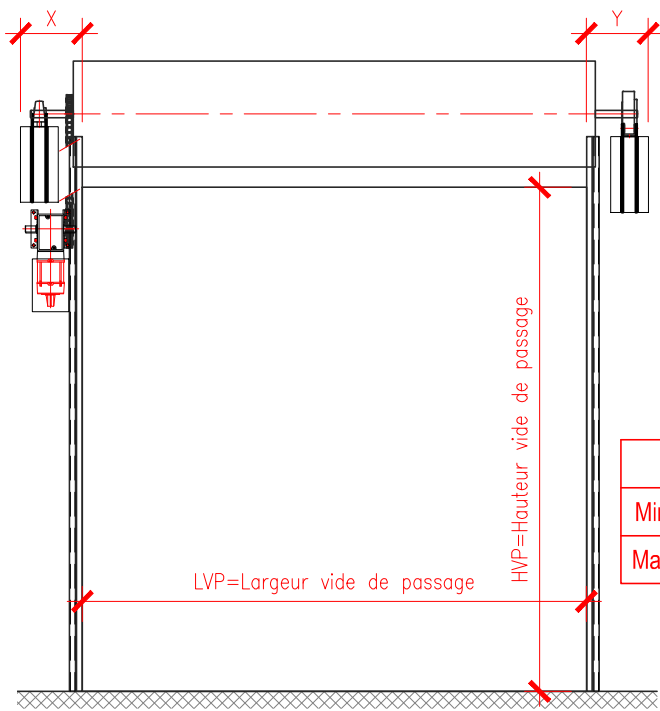
Guides

Lames

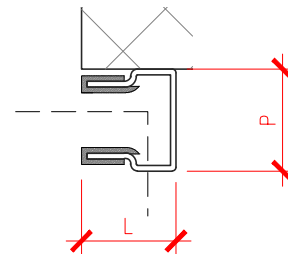
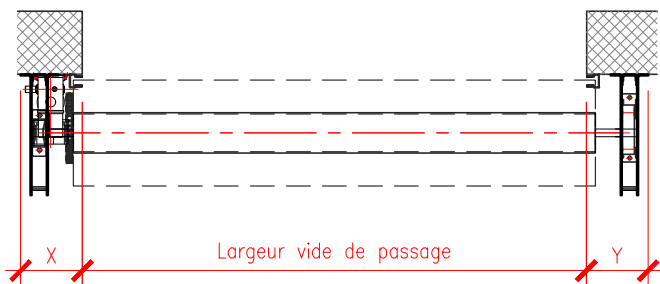
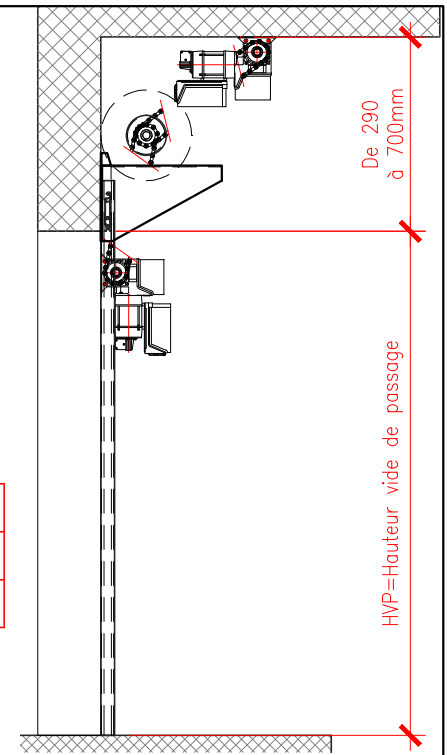
<input type="checkbox"/>		1.1371-50 Largeur maxi 3000mm L=50mm P=54mm	<input type="checkbox"/>	Acier galva	<input type="checkbox"/>	1.1620 	Simple peau Non isolée	<input type="checkbox"/>	Pleine	<input type="checkbox"/>	Acier
<input type="checkbox"/>		1.1371-80 Largeur maxi 7000mm L=80mm P=52mm	<input type="checkbox"/>	Acier galva	<input type="checkbox"/>	1.95 R 	Double peau Isolée	<input type="checkbox"/>	Micro-perforée	<input type="checkbox"/>	Inox
<input type="checkbox"/>		1.1371-115 Largeur maxi 11000mm L=115mm P=54mm	<input type="checkbox"/>	Inox	<input type="checkbox"/>	1.100 R 	Double peau Isolée	<input type="checkbox"/>	Aluminium	<input type="checkbox"/>	Aluminium
<input type="checkbox"/>		1.1373 Largeur maxi 7000mm L=80mm P=80mm	<input type="checkbox"/>	Acier galva	<input type="checkbox"/>	1.100 D 	Double peau Isolée	<input type="checkbox"/>	Acier galva	<input type="checkbox"/>	Inox
<input type="checkbox"/>		1.1370 1+2 Anti-tempête L=85mm P=80mm	<input type="checkbox"/>	Aluminium	<input type="checkbox"/>	Iso Plus 	Double peau Isolée	<input type="checkbox"/>	Acier galva	<input type="checkbox"/>	Inox
<input type="checkbox"/>		1.1369-80 Anti-tempête L=80mm P=78mm	<input type="checkbox"/>	Acier galva	<input type="checkbox"/>		Double peau Isolée PVC côté intérieur	<input type="checkbox"/>	Aluminium	<input type="checkbox"/>	Aluminium



Schéma d'implantation		N°:	00-02-12-SI001-F	Date:	27.10.2010	Ech:	1:30
Désignation:	Plan d'encombrement, moteur à prise direct						
Type d'installation:	Rideau métallique sur consoles, types, 1.1620, 1.95 R, 1.100 R, 1.100 D, Iso Plus						
RIEDER Systems SA - Route du Verney 13 - 1070 Puidoux - Tel. 0848 848 650 - Fax 0848 848 651 www.riedersystems.ch - info@riedersystems.ch							



	X	Y
Minimum	200	165
Maximum	545	335



Guides

<input type="checkbox"/>		Largeur maxi 3000mm L=50mm P=54mm X=200mm Y=170mm	<input type="checkbox"/>	Acier galva
<input type="checkbox"/>		Largeur maxi 7000mm L=80mm P=52mm X=230mm Y=200mm	<input type="checkbox"/>	Acier galva Inox
<input type="checkbox"/>		Largeur maxi 11000mm L=115mm P=54mm X=265mm Y=235mm	<input type="checkbox"/>	Acier galva
<input type="checkbox"/>		Largeur maxi 7000mm L=80mm P=80mm X=230mm Y=200mm	<input type="checkbox"/>	Aluminium
<input type="checkbox"/>		Anti-tempête L=85mm P=80mm X=235mm Y=205mm	<input type="checkbox"/>	Acier galva
<input type="checkbox"/>		Anti-tempête L=80mm P=78mm X=235mm Y=205mm	<input type="checkbox"/>	Acier galva

Lames






<input type="checkbox"/>		Simple peau Non isolée	<input type="checkbox"/>	Pleine	<input type="checkbox"/>	Acier
			<input type="checkbox"/>	Micro-perforée	<input type="checkbox"/>	Inox
			<input type="checkbox"/>		<input type="checkbox"/>	Aluminium
<input type="checkbox"/>		Double peau Isolée	<input type="checkbox"/>	Acier galva		
<input type="checkbox"/>		Double peau Isolée	<input type="checkbox"/>	Acier galva	<input type="checkbox"/>	Inox
			<input type="checkbox"/>		<input type="checkbox"/>	Aluminium
<input type="checkbox"/>		Double peau Isolée	<input type="checkbox"/>	Acier galva	<input type="checkbox"/>	Inox
			<input type="checkbox"/>		<input type="checkbox"/>	Aluminium
<input type="checkbox"/>		Double peau Isolée PVC côté intérieur	<input type="checkbox"/>	Acier galva	<input type="checkbox"/>	Inox
			<input type="checkbox"/>		<input type="checkbox"/>	Aluminium



Schéma d'implantation

N°: 00-02-12-SI002-F Date: 27.10.2010 Ech: 1:30

Désignation: Plan d'encombrement, moteur indirect

Type d'installation: Rideau métallique sur consoles, types, 1.1620, 1.95 R, 1.100 R, 1.100 D, Iso Plus

RIEDER Systems SA - Route du Verney 13 - 1070 Puidoux - Tel. 0848 848 650 - Fax 0848 848 651
www.riedersystems.ch - info@riedersystems.ch